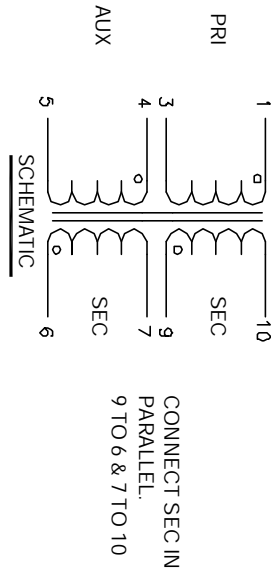


The information contained in this drawing is the sole property of CWS Coil Winding Specialist. Any reproduction in part or whole without written permission of CWS Coil Winding Specialist is prohibited.

REVISION HISTORY

REV	ECN	DESCRIPTION	BY	DATE	CHK	DATE
A		PRODUCTION RELEASE	TDK	9/30/05	JLJU	9/30/05

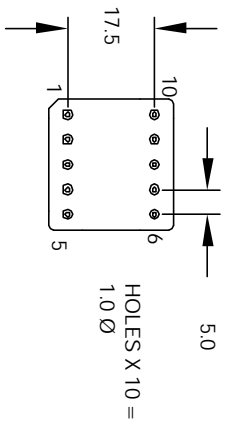
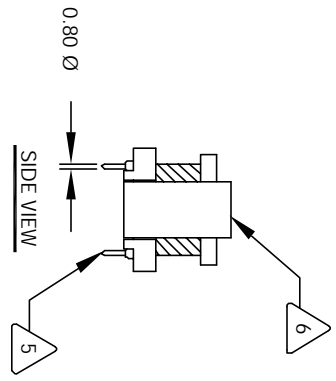
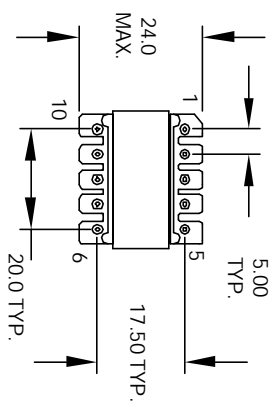
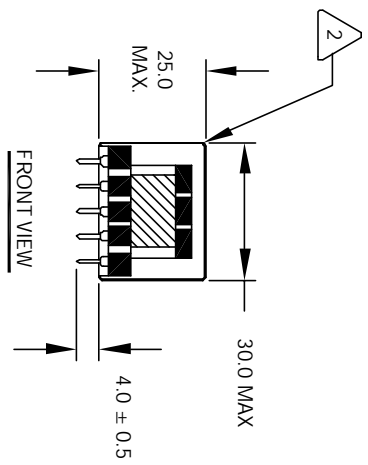


- 6 MARK PART NUMBER AND REVISION
- 5 BUILT TO ROHS COMPLIANCE AND LEAD FREE.

- 4 CONSTRUCTION:
  - N5 (4-5): START AT 4 & FINISH AT 5
  - N4 (1-3): START AT 1 & FINISH AT 3
  - N3 (6-7): START AT 6 & FINISH AT 7
  - N2 (9-10): START AT 9 & FINISH AT 10
  - N1 (1-3): START AT 1 & FINISH AT 3. DOT ON PIN 1

- 3 SPECIFICATIONS @ 25°C:
  - VARNISH: UL NO. E51047
  - TAPE: UL NO. E178516
  - WIRE: UL RECOGNIZED 130°C, MW75C
  - CORE: FERRITE, CWS BYTEMARK

- 2 BOBBIN RATING CLASS B (130°C). UL NO. E59481
  - 1 MATERIAL: UL RECOGNIZED 94V-0 FOR FLAMMABILITY
- NOTES: UNLESS OTHERWISE SPECIFIED, READ FROM BOTTOM UP.



QTY	CODE	MFG. P/N	DESCRIPTION	ITEM NO.
	IDENT			
	X			
PARTS LIST				
AUTOCAD		CWS Coil Winding Specialist.		
SOLIDWORKS		353 WEST GROVE AVE		
SIGN		Bldg 7, ORANGE, CA, 92665		
DATE		DATE		
9/30/05	TDK	9/30/05		
9/30/05	JLJU	9/30/05		
9/30/05	ENGR.	9/30/05		
9/30/05	APPR.	9/30/05		
TITLE		Power Integration SMPS Transformer		
SIZE		TS245-Y02MS		
SCALE		1=1		
SHEET		1 OF 1		